

2019 MSU SPARTAN INVITATIONAL

East Lansing, MI

Forest Akers East Cross Country Course

Friday, September 13, 2019

**OFFICIAL MEET REPORT**

printed: 9/13/2019 12:25 PM

Race #2
Men's College 8000 Meters**Final Results****TEAM SCORING SUMMARY**

Final Standings	Score	Scoring Order	Total	Avg.	Spread
1 Michigan State	48	1-4-6-16-21(26)(34)	2:06:15	25:15	1:20.7
2 Grand Valley St.	72	2-13-15-17-25(28)(31)	2:07:35	25:31	0:58.8
3 Michigan Tech	76	5-7-12-22-30(46)(54)	2:07:40	25:32	0:46.3
4 Saginaw Valley	131	3-8-19-45-56(88)(97)	2:09:10	25:50	1:36.2
5 Calvin	138	9-23-32-33-41(43)(58)	2:09:27	25:54	0:56.1
6 Oakland	163	24-27-29-35-48(51)(82)	2:10:18	26:04	0:41.4
7 Illinois-Springfield	191	11-39-42-47-52(61)(89)	2:10:58	26:12	1:10.0
8 Shawnee State	192	10-20-44-55-63(66)(70)	2:11:04	26:13	1:25.7
9 Bowling Green	225	18-37-49-59-62(74)(79)	2:12:02	26:25	1:05.7
10 Wis.-Parkside	301	14-57-71-76-83(111)(125)	2:13:44	26:45	1:41.2
11 Ashland	316	36-50-69-80-81(93)(95)	2:14:09	26:50	1:06.7
12 Lewis	389	68-73-77-85-86(90)(91)	2:15:55	27:11	0:19.6
13 Northwood (Mich.)	421	53-64-94-103-107(116)(131)	2:17:04	27:25	1:26.1
14 Purdue Northwest	435	67-84-87-96-101(102)(118)	2:17:04	27:25	0:49.8
15 Ferris State	438	65-78-92-99-104(105)(108)	2:17:16	27:28	1:05.4
16 MSU Running Club	457	40-75-110-115-117(119)(124)	2:18:19	27:40	2:20.7
17 Lansing CC	485	38-98-106-121-122(123)(127)	2:19:19	27:52	2:31.2
18 Siena Heights	528	72-100-113-114-129(142)(152)	2:20:27	28:06	2:09.3
19 Lake Superior State	616	60-120-136-146-154	2:30:09	30:02	6:29.7
20 Mott CC	630	112-126-128-130-134(150)(151)	2:25:03	29:01	1:21.9
21 Indiana East	653	109-133-135-137-139(141)(143)	2:26:47	29:22	1:48.8
22 Alpena CC	724	132-140-148-149-155	2:36:56	31:24	4:01.9
23 Cleary	727	138-144-145-147-153(156)	2:37:50	31:34	3:28.6

INDIVIDUAL RESULTS

Athlete	YR	Team	Score	Time	Gap	Avg. Mile	Avg. km	1 Mile	2 Mile
1 BEADLESCOMB, Morgan	JR	Michigan State	1	24:24.9	---	4:54.7	3:03.1	4:54.8	9:47.5
2 MARTIN, Nathan	SR	Unattached	-	24:25.1	0:01.1	4:54.8	3:03.1	4:53.6	9:47.0
3 CHADA, Tanner	SO	Grand Valley St.	2	24:52.1	0:28.1	5:00.2	3:06.5	4:54.0	9:55.9
4 STIMPFFEL, CarLee	SO	Saginaw Valley	3	25:02.5	0:38.5	5:02.3	3:07.8	4:55.1	9:56.0
5 THOMAS, Matthew	SR	Michigan State	4	25:08.3	0:44.3	5:03.5	3:08.5	4:54.7	9:55.9
6 REICHL, Braden	JR	Michigan Tech	5	25:10.4	0:46.4	5:03.9	3:08.8	4:59.3	
7 REMICK, Austin	SO	Unattached	-	25:14.7	0:50.7	5:04.8	3:09.3	4:57.9	
8 WILSON, Fraser	FR	Michigan State	6	25:17.3	0:53.3	5:05.3	3:09.7	5:02.1	10:09.2
9 PAHL, Matthew	SR	Michigan Tech	7	25:17.4	0:53.4	5:05.3	3:09.7	4:59.1	10:01.2
10 TALBOTT, Ryan	SO	Saginaw Valley	8	25:18.0	0:54.0	5:05.4	3:09.8	5:00.9	10:07.6
11 ELLIS, Jonathan	JR	Calvin	9	25:19.4	0:55.4	5:05.7	3:09.9	5:01.7	10:07.0
12 FARMER, Seth	SR	Shawnee State	10	25:24.1	1:00.1	5:06.7	3:10.5	4:58.0	
13 JONES, Blake	SO	Illinois-Springfield	11	25:25.8	1:01.8	5:07.0	3:10.7	4:57.4	10:07.2
14 SAYEN, Clayton	SO	Michigan Tech	12	25:27.2	1:03.2	5:07.3	3:10.9	5:01.4	10:10.1
15 FUTTER, Caleb	FR	Unattached	-	25:30.2	1:06.2	5:07.9	3:11.3	4:55.9	

2019 MSU SPARTAN INVITATIONAL

East Lansing, MI
 Forest Akers East Cross Country Course
 Friday, September 13, 2019



OFFICIAL MEET REPORT
 printed: 9/13/2019 12:25 PM

Race #2
Men's College 8000 Meters

Final Results

INDIVIDUAL RESULTS (cont'd)

Athlete	YR	Team	Score	Time	Gap	Avg. Mile	Avg. kM	1 Mile	2 Mile
16 KLOSS, Jeremy		UNA-Michigan Stat	-	25:31.2	1:07.2	5:08.1	3:11.4	5:02.2	10:09.3
17 HERRMANN, Colin	SR	Grand Valley St.	13	25:33.6	1:09.6	5:08.6	3:11.7	5:03.3	10:12.3
18 EVES, Brock	JR	Wis.-Parkside	14	25:34.0	1:10.0	5:08.7	3:11.8	4:59.6	10:07.4
19 HYLEN, Andrew	FR	Unattached	-	25:38.0	1:14.0	5:09.5	3:12.3	5:02.5	10:06.9
20 ZAREMBA, Ben	SO	Grand Valley St.	15	25:38.6	1:14.6	5:09.6	3:12.3	5:01.8	10:06.8
21 BUCKLEY, Ty	SO	Michigan State	16	25:38.8	1:14.8	5:09.6	3:12.4	5:03.0	10:09.9
22 STEFFEN, Noah	SO	Grand Valley St.	17	25:38.9	1:14.9	5:09.6	3:12.4	5:07.6	10:13.4
23 SMITH, Josh		UNA-Michigan Stat	-	25:41.3	1:17.3	5:10.1	3:12.7	5:02.4	10:10.8
24 HIBINGER, Kyle	SO	Bowling Green	18	25:43.1	1:19.1	5:10.5	3:12.9	5:01.2	10:09.8
25 BROWN, Dayton	SO	Saginaw Valley	19	25:43.9	1:19.9	5:10.6	3:13.0	5:08.3	10:22.7
26 HOOVER, Hunter	JR	Shawnee State	20	25:44.7	1:20.7	5:10.8	3:13.1	4:58.0	10:06.5
27 ROMEYN, Winter	SR	Michigan State	21	25:45.6	1:21.6	5:11.0	3:13.2	4:54.9	10:02.1
28 KLYNSTRA, Brendan	SR	Michigan Tech	22	25:47.4	1:23.4	5:11.3	3:13.4	5:01.6	10:10.7
29 JOHNSON, Tyler	SR	Calvin	23	25:49.7	1:25.7	5:11.8	3:13.7	5:02.3	10:14.3
30 GOETZ, Connor	SO	Oakland	24	25:50.0	1:26.0	5:11.9	3:13.8	4:58.5	10:02.7
31 WINTERS, Dawson	SO	Grand Valley St.	25	25:50.9	1:26.9	5:12.1	3:13.9	5:07.1	10:13.4
32 WRIGHT-FISHER, Zac	JR	Michigan State	(26)	25:51.4	1:27.4	5:12.2	3:13.9	5:07.7	10:18.2
33 HOLM, Jensen	FR	Unattached	-	25:52.5	1:28.5	5:12.4	3:14.1	5:12.0	10:21.9
34 MALLORY, Brad	SR	Oakland	27	25:54.2	1:30.2	5:12.7	3:14.3	5:03.2	10:09.4
35 BECKER, Jesse	SO	Grand Valley St.	(28)	25:54.7	1:30.7	5:12.8	3:14.3	5:06.9	10:15.2
36 WUORI, Connor	SR	Oakland	29	25:55.0	1:31.0	5:12.9	3:14.4	5:00.3	10:09.8
37 CAREY, Nate	JR	Michigan Tech	30	25:56.7	1:32.7	5:13.2	3:14.6	5:01.8	10:12.1
38 DOMAGALSKI, Jacob	SR	Grand Valley St.	(31)	25:57.5	1:33.5	5:13.4	3:14.7	5:02.0	10:11.0
39 NUMMER, George		UNA-Michigan Stat	-	25:59.6	1:35.6	5:13.8	3:15.0	5:02.7	10:14.2
40 FERGUSON, Caleb	SR	Calvin	32	25:59.7	1:35.7	5:13.8	3:15.0	5:06.7	10:21.3
41 VARINEAU, Justin	JR	Calvin	33	26:02.4	1:38.4	5:14.4	3:15.3	5:06.4	10:18.7
42 PARR, Brendan	FR	Grand Valley St.	-	26:02.9	1:38.9	5:14.5	3:15.4	5:07.2	10:18.6
43 STINE, Steven	SO	Michigan State	(34)	26:04.9	1:40.9	5:14.9	3:15.6	5:01.9	10:09.4
44 WHITE, Garrett	JR	Grand Valley St.	-	26:05.4	1:41.4	5:15.0	3:15.7	5:10.1	10:22.9
45 SLATER, Shawn	FR	Oakland	35	26:06.9	1:42.9	5:15.3	3:15.9	5:07.2	10:24.6
46 ALLEN, Brenden	FR	Michigan State	-	26:07.6	1:43.6	5:15.4	3:16.0	5:07.1	10:14.6
47 KAPES, Steven	JR	Ashland	36	26:07.6	1:43.6	5:15.4	3:16.0	5:17.5	10:35.3
48 PETRUNO, John	SO	Michigan State	-	26:08.6	1:44.6	5:15.6	3:16.1	5:02.4	10:14.7
49 VOTH, Jonathan	SR	Bowling Green	37	26:10.0	1:46.0	5:15.9	3:16.3	5:18.2	10:32.7
50 MARTENS, Samuel	FR	Unattached	-	26:10.9	1:46.9	5:16.1	3:16.4	5:14.6	10:24.2
51 HAVILAND, Dillan	SO	Lansing CC	38	26:11.2	1:47.2	5:16.1	3:16.4	5:09.2	10:23.7
52 MCINTYRE, Wyatt	SO	Illinois-Springfield	39	26:11.5	1:47.5	5:16.2	3:16.4	4:56.1	10:06.5
53 WALTERS, Tyler	SR	Grand Valley St.	-	26:11.6	1:47.6	5:16.2	3:16.5	5:12.4	10:26.5
54 GUARANO, Paolo		MSU Running Club	40	26:12.9	1:48.9	5:16.5	3:16.6	4:59.9	
55 FELTY, Avery	JR	Michigan State	-	26:14.7	1:50.7	5:16.8	3:16.8	5:07.7	
56 SMITH, Addison	SR	Calvin	41	26:15.5	1:51.5	5:17.0	3:16.9	5:06.1	10:21.2
57 HISEROTE, Tyler	SR	Illinois-Springfield	42	26:16.4	1:52.4	5:17.2	3:17.1	4:58.5	10:12.4
58 CUMMISFORD, Noah	JR	Calvin	(43)	26:26.3	2:02.3	5:19.2	3:18.3	5:08.5	10:29.6
59 BENNINGTON, Hunter	JR	Shawnee State	44	26:26.4	2:02.4	5:19.2	3:18.3	5:04.3	10:18.0
60 DEARDORFF, Sam	FR	Saginaw Valley	45	26:26.5	2:02.5	5:19.2	3:18.3	5:24.1	10:43.6
61 SCHEEL, Chase	JR	Michigan Tech	(46)	26:27.2	2:03.2	5:19.4	3:18.4	5:03.7	10:17.6

2019 MSU SPARTAN INVITATIONAL

East Lansing, MI

Forest Akers East Cross Country Course

Friday, September 13, 2019

**OFFICIAL MEET REPORT**

printed: 9/13/2019 12:25 PM

**Race #2
Men's College 8000 Meters****Final Results****INDIVIDUAL RESULTS (cont'd)**

Athlete	YR	Team	Score	Time	Gap	Avg. Mile	Avg. kM	1 Mile	2 Mile
62 PASLEY, Tyler	JR	Illinois-Springfield	47	26:28.1	2:04.1	5:19.5	3:18.5	5:04.0	10:26.4
63 PETTINGA, Zachary	JR	Oakland	48	26:31.4	2:07.4	5:20.2	3:18.9		
64 ARELLANO, Cesar	SO	Bowling Green	49	26:33.4	2:09.4	5:20.6	3:19.2	4:58.4	10:10.2
65 AUERNHAMER, Sam	FR	Grand Valley St.	-	26:33.5	2:09.5	5:20.6	3:19.2	5:08.9	10:25.9
66 SHIVELY, Kyle	SR	Ashland	50	26:34.5	2:10.5	5:20.8	3:19.3	5:17.4	10:34.7
67 MELLING, Landon	SO	Oakland	(51)	26:34.8	2:10.8	5:20.9	3:19.4	5:01.5	10:14.2
68 HODSON, Evan		Unattached	-	26:34.8	2:10.8	5:20.9	3:19.4	5:18.0	10:43.4
69 LUKONIC, Logan	JR	Unattached	-	26:35.7	2:11.7	5:21.1	3:19.5	5:07.0	10:23.1
70 STARK, Ryan	JR	Illinois-Springfield	52	26:35.8	2:11.8	5:21.1	3:19.5	5:15.2	10:35.4
71 HAYES, Parker	SO	Northwood (Mich.)	53	26:36.1	2:12.1	5:21.1	3:19.5	5:17.7	10:35.3
72 BEAUCHAMP, Luke	JR	Michigan State	-	26:36.4	2:12.4	5:21.2	3:19.6	5:11.6	10:26.5
73 BEGGS, Bobby	JR	Michigan Tech	(54)	26:36.9	2:12.9	5:21.3	3:19.6	5:03.0	10:21.9
74 ADAMS, Steven	SR	Shawnee State	55	26:38.7	2:14.7	5:21.7	3:19.8	5:06.0	10:32.8
75 BOHLING, Branden	JR	Saginaw Valley	56	26:38.7	2:14.7	5:21.7	3:19.8	5:11.3	10:29.6
76 MCGREW, Morgan	FR	Grand Valley St.	-	26:41.9	2:17.9	5:22.3	3:20.2	5:10.9	10:28.9
77 FREDRICKSON, Hayden	SO	Wis.-Parkside	57	26:44.5	2:20.5	5:22.8	3:20.6	5:14.6	10:39.6
78 JENSEN, Coleton	FR	Calvin	(58)	26:44.6	2:20.6	5:22.9	3:20.6	5:23.0	10:46.1
79 HAFFA, Alexander	FR	Bowling Green	59	26:46.7	2:22.7	5:23.3	3:20.8	5:20.0	10:40.7
80 MITTER, David	JR	Lake Superior State	60	26:47.0	2:23.0	5:23.3	3:20.9	5:27.0	10:53.5
81 KROEGER, Brendan	SR	Illinois-Springfield	(61)	26:47.7	2:23.7	5:23.5	3:21.0	5:14.2	10:35.5
82 NIJAKOWSKI, Abel	SO	Bowling Green	62	26:48.8	2:24.8	5:23.7	3:21.1	5:10.2	10:33.0
83 KAMMLER, Aiden	FR	Shawnee State	63	26:49.8	2:25.8	5:23.9	3:21.2	5:17.0	10:42.3
84 POTH, Eric	JR	Northwood (Mich.)	64	26:50.0	2:26.0	5:23.9	3:21.3	5:21.4	10:47.4
85 BAUSTERT, Sam	FR	Unattached	-	26:51.1	2:27.1	5:24.2	3:21.4	5:17.9	10:44.2
86 HARRIS, Donis	SO	Ferris State	65	26:52.7	2:28.7	5:24.5	3:21.6	5:16.3	10:39.2
87 PETERSON, Bennett	SO	Grand Valley St.	-	26:52.9	2:28.9	5:24.5	3:21.6	5:14.5	10:33.5
88 JACKSON, Marcus	SO	Unattached	-	26:55.9	2:31.9	5:25.1	3:22.0	5:25.6	10:50.7
89 SHEPHERD, Bo	SO	Unattached	-	26:56.8	2:32.8	5:25.3	3:22.1	5:05.5	10:24.8
90 METZUNG, Josh	JR	Shawnee State	(66)	26:57.6	2:33.6	5:25.5	3:22.2	5:11.8	
91 JOSEPH, Adam	JR	Purdue Northwest	67	26:58.2	2:34.2	5:25.6	3:22.3	5:15.1	10:35.4
92 SCHWARTZ, Connor	JR	Grand Valley St.	-	26:58.6	2:34.6	5:25.7	3:22.3	5:08.4	10:20.9
93 PASSOLT, Ben	SO	Michigan Tech	-	26:59.4	2:35.4	5:25.8	3:22.4	5:12.7	10:38.1
94 PENA, Anthony	SO	Lewis	68	26:59.6	2:35.6	5:25.9	3:22.5	5:22.2	10:45.3
95 JOHNSON, Ian	JR	Ashland	69	27:00.1	2:36.1	5:26.0	3:22.5	5:28.4	10:57.3
96 KEMPER, Jacob	SR	Shawnee State	(70)	27:00.5	2:36.5	5:26.1	3:22.6	5:17.3	10:36.3
97 KIEDROWSKI, Zach	SR	Wis.-Parkside	71	27:01.5	2:37.5	5:26.3	3:22.7	5:14.3	10:42.1
98 HARTSUFF, Liam	SO	Siena Heights	72	27:03.0	2:39.0	5:26.6	3:22.9	5:12.3	10:35.3
99 MBUTA, Dennis	JR	Grand Valley St.	-	27:03.2	2:39.2	5:26.6	3:22.9	5:07.1	10:13.9
100 WATLING, Robbie	JR	Michigan Tech	-	27:04.3	2:40.3	5:26.8	3:23.0	5:08.5	10:33.4
101 HUFTON, Thomas	FR	Unattached	-	27:04.8	2:40.8	5:26.9	3:23.1	5:24.0	10:48.8
102 KNEPPER, Brandan	FR	Calvin	-	27:06.1	2:42.1	5:27.2	3:23.3	5:30.4	10:59.2
103 SEGURA, Joshua	SO	Lewis	73	27:06.4	2:42.4	5:27.2	3:23.3	5:19.4	10:42.2
104 MANNING, Vince	FR	Bowling Green	(74)	27:07.3	2:43.3	5:27.4	3:23.4	5:25.7	10:54.6
105 COOK, Tyler		MSU Running Club	75	27:07.8	2:43.8	5:27.5	3:23.5	5:10.3	10:31.4
106 ETERNO, Joey	SR	Wis.-Parkside	76	27:08.0	2:44.0	5:27.6	3:23.5	5:22.6	10:47.3
107 LEIST, Evan	FR	Kentucky Christian	-	27:09.8	2:45.8	5:27.9	3:23.7	5:09.7	10:37.6

2019 MSU SPARTAN INVITATIONAL

East Lansing, MI

Forest Akers East Cross Country Course

Friday, September 13, 2019

**OFFICIAL MEET REPORT**

printed: 9/13/2019 12:25 PM

**Race #2
Men's College 8000 Meters****Final Results****INDIVIDUAL RESULTS (cont'd)**

Athlete	YR	Team	Score	Time	Gap	Avg. Mile	Avg. kM	1 Mile	2 Mile
108 MCCORMICK, Ross	JR	Lewis	77	27:10.7	2:46.7	5:28.1	3:23.8	5:22.4	10:48.3
109 JAREMA , Aaron	JR	Ferris State	78	27:10.8	2:46.8	5:28.1	3:23.9	5:17.5	10:39.6
110 JOHNSON, Joseph	FR	Bowling Green	(79)	27:11.8	2:47.8	5:28.3	3:24.0	5:15.6	10:41.3
111 REIMUND, Nick	JR	Ashland	80	27:12.0	2:48.0	5:28.4	3:24.0	5:25.1	10:50.7
112 GROENDYK, Jonathan	SO	Grand Valley St.	-	27:13.8	2:49.8	5:28.7	3:24.2	5:07.8	10:14.6
113 SIEVERT, Tyler	SO	Ashland	81	27:14.3	2:50.3	5:28.8	3:24.3	5:29.5	11:00.6
114 SCHWIEMAN, Kyle	JR	Oakland	(82)	27:14.6	2:50.6	5:28.9	3:24.3	5:09.1	10:35.9
115 ROMERO, Ramon	SO	Wis.-Parkside	83	27:15.2	2:51.2	5:29.0	3:24.4	5:11.4	10:39.7
116 TOGOM, Job	SO	Grand Valley St.	-	27:15.8	2:51.8	5:29.1	3:24.5	5:13.1	10:38.3
117 REEHER, Owen	SR	Shawnee State	-	27:16.5	2:52.5	5:29.3	3:24.6	5:13.0	10:42.3
118 CORBETT, Jacob	FR	Purdue Northwest	84	27:18.2	2:54.2	5:29.6	3:24.8	5:11.9	10:38.1
119 MEDARIS, Bryce	SO	Lewis	85	27:18.2	2:54.2	5:29.6	3:24.8	5:24.8	10:48.5
120 POLAK, Thomas	FR	Oakland	-	27:18.3	2:54.3	5:29.6	3:24.8	5:23.8	10:48.1
121 GOETSCH, Jonathan	FR	Lewis	86	27:19.2	2:55.2	5:29.8	3:24.9	5:22.5	10:42.5
122 CHAPMAN, Cameron	SO	Purdue Northwest	87	27:19.8	2:55.8	5:29.9	3:25.0	5:10.4	10:38.0
123 KANE, Colin	FR	Oakland	-	27:21.6	2:57.6	5:30.3	3:25.2	5:07.6	10:35.0
124 MEINDERTSMA, Micah	JR	Calvin	-	27:21.7	2:57.7	5:30.3	3:25.2	5:23.2	10:47.0
125 KLAASSEN, Jason	SR	Calvin	-	27:22.6	2:58.6	5:30.5	3:25.3	5:31.0	10:58.6
126 GRIFKA, Alex	FR	Saginaw Valley	(88)	27:23.0	2:59.0	5:30.6	3:25.4	5:35.2	11:03.3
127 SCHWARTZ, Jake	JR	Illinois-Springfield	(89)	27:24.2	3:00.2	5:30.8	3:25.5	5:15.1	10:42.6
128 THORBURN, Foster	FR	Unattached	-	27:26.8	3:02.8	5:31.3	3:25.9	5:27.5	10:59.5
129 ARIMI, Daniel	FR	Lewis	(90)	27:27.0	3:03.0	5:31.4	3:25.9	5:22.6	10:48.6
130 BEYLER, Joshua	SO	Lewis	(91)	27:27.3	3:03.3	5:31.4	3:25.9	5:29.0	11:00.4
131 FUERST, Noah	FR	Unattached	-	27:28.8	3:04.8	5:31.8	3:26.1	5:20.6	10:51.9
132 MCWAIN, Fredrick	JR	Calvin	-	27:30.4	3:06.4	5:32.1	3:26.3	5:30.2	10:58.7
133 CORCORAN-MILLER, Natha	SO	Oakland	-	27:31.5	3:07.5	5:32.3	3:26.4	5:19.5	10:42.2
134 RACKLEY, Weston	JR	Ferris State	92	27:32.6	3:08.6	5:32.5	3:26.6	5:15.5	10:36.5
135 INGRAM, Connor	JR	Ashland	(93)	27:33.4	3:09.4	5:32.7	3:26.7	5:27.2	10:59.3
136 BETZOLDT, Lucas	FR	Unattached	-	27:33.7	3:09.7	5:32.7	3:26.7	5:13.6	10:45.2
137 KNARIAN, David	FR	Unattached	-	27:37.5	3:13.5	5:33.5	3:27.2	5:28.7	10:59.4
138 SCHAFER, Seth	FR	Northwood (Mich.)	94	27:37.6	3:13.6	5:33.5	3:27.2	5:23.8	10:53.1
139 BAUTISTA-CATALAN, Duva	SR	Ashland	(95)	27:38.5	3:14.5	5:33.7	3:27.3	5:29.1	10:58.5
140 MCKENZIE, Nick	FR	Michigan Tech	-	27:39.3	3:15.3	5:33.9	3:27.4	5:18.9	10:57.5
141 ZENDEJAS, Cristian	JR	Purdue Northwest	96	27:39.6	3:15.6	5:33.9	3:27.5	5:16.3	10:46.8
142 NESBITT, Brendan	SO	Saginaw Valley	(97)	27:39.9	3:15.9	5:34.0	3:27.5	5:27.1	10:53.6
143 DECKARD, Thryceton	JR	Shawnee State	-	27:40.7	3:16.7	5:34.1	3:27.6	5:13.8	10:35.8
144 FUDGE, Joel	FR	Lansing CC	98	27:41.2	3:17.2	5:34.2	3:27.7	5:18.7	10:50.7
145 WIRTH, Brandon	FR	Ferris State	99	27:41.7	3:17.7	5:34.3	3:27.7	5:26.5	10:56.5
146 HILL, Layne	JR	Illinois-Springfield	-	27:42.1	3:18.1	5:34.4	3:27.8	5:16.2	10:43.9
147 HARRELL, Eddie	FR	Oakland	-	27:43.8	3:19.8	5:34.8	3:28.0	5:20.1	10:50.0
148 LASKERO, Daniel	JR	Lewis	-	27:45.0	3:21.0	5:35.0	3:28.1	5:26.3	10:55.4
149 KIRKHAM, Cayden	SO	Illinois-Springfield	-	27:45.4	3:21.4	5:35.1	3:28.2	5:14.3	10:40.8
150 DUGGAN, Jareb	SR	Siena Heights	100	27:46.8	3:22.8	5:35.4	3:28.4	5:22.8	10:53.0
151 FREEMAN, Peter	JR	Lewis	-	27:46.9	3:22.9	5:35.4	3:28.4	5:24.9	10:56.5
152 KING, Emmons	SR	Illinois-Springfield	-	27:47.1	3:23.1	5:35.4	3:28.4	5:16.6	10:48.8
153 GOMEZ, Diego	SO	Purdue Northwest	101	27:48.0	3:24.0	5:35.6	3:28.5	5:16.8	10:50.5

2019 MSU SPARTAN INVITATIONAL

East Lansing, MI

Forest Akers East Cross Country Course

Friday, September 13, 2019

**OFFICIAL MEET REPORT**

printed: 9/13/2019 12:25 PM

**Race #2
Men's College 8000 Meters****Final Results****INDIVIDUAL RESULTS (cont'd)**

Athlete	YR	Team	Score	Time	Gap	Avg. Mile	Avg. kM	1 Mile	2 Mile
154 O'CONNOR, Nathan	FR	Purdue Northwest	(102)	27:48.3	3:24.3	5:35.7	3:28.5	5:13.8	10:57.2
155 KELLY, Jackson	SR	Kalamazoo	-	27:48.7	3:24.7	5:35.8	3:28.6	5:26.0	10:59.3
156 PARSONS, Chris	SO	Shawnee State	-	27:49.7	3:25.7	5:36.0	3:28.7	5:17.9	10:51.0
157 MENA, Miles	FR	Lewis	-	27:51.2	3:27.2	5:36.3	3:28.9	5:32.0	11:11.7
158 FINN, Kyle	JR	Unattached	-	27:53.3	3:29.3	5:36.7	3:29.2	5:26.9	11:00.5
159 JONES, Brian	FR	Unattached	-	27:54.2	3:30.2	5:36.9	3:29.3	5:40.1	11:19.3
160 KLUSKENS, Bernard	SR	Michigan Tech	-	27:54.5	3:30.5	5:36.9	3:29.3	5:19.7	10:56.2
161 FRIEBEL, Daniel	SO	Ashland	-	27:54.7	3:30.7	5:37.0	3:29.3	5:31.4	11:01.1
162 MAUCH, Spencer	FR	Illinois-Springfield	-	27:56.2	3:32.2	5:37.3	3:29.5	5:15.1	10:41.2
163 KORNOELJE, Charlie	JR	Calvin	-	27:56.7	3:32.7	5:37.4	3:29.6	5:30.2	11:00.0
164 WERTH, Zach	JR	Michigan Tech	-	27:56.8	3:32.8	5:37.4	3:29.6	5:05.9	10:35.2
165 ALLEN, Michael	JR	Northwood (Mich.)	103	27:57.4	3:33.4	5:37.5	3:29.7	5:27.8	10:54.4
166 JACOBS, Mark	JR	Ferris State	104	27:58.1	3:34.1	5:37.6	3:29.8	5:29.4	10:56.8
167 KNUTH, Brenden	FR	Ferris State	(105)	27:58.4	3:34.4	5:37.7	3:29.8	5:27.8	10:59.5
168 DANIEL, Luke	FR	Unattached	-	27:59.6	3:35.6	5:37.9	3:30.0	5:17.1	10:45.3
169 FERGUSON, Jacob	SO	Lansing CC	106	28:01.3	3:37.3	5:38.3	3:30.2	5:15.8	10:51.2
170 WENDLER, Andrew	SO	Northwood (Mich.)	107	28:02.2	3:38.2	5:38.5	3:30.3	5:27.7	
171 HAMILTON, Ethan	FR	Ferris State	(108)	28:03.7	3:39.7	5:38.8	3:30.5	5:25.9	10:59.1
172 HENZE, Preston	SR	Illinois-Springfield	-	28:03.8	3:39.8	5:38.8	3:30.5	5:22.4	10:54.4
173 VAZQUEZ, Robert	FR	Indiana East	109	28:04.6	3:40.6	5:39.0	3:30.6	5:26.0	10:57.4
174 WUCHTE, Thomas	JR	Illinois-Springfield	-	28:04.8	3:40.8	5:39.0	3:30.6	5:19.9	10:57.9
175 BABCOCK, Nathan		MSU Running Club	110	28:05.0	3:41.0	5:39.0	3:30.6	5:18.0	10:57.4
176 PHELPS, Alex	SR	Illinois-Springfield	-	28:05.7	3:41.7	5:39.2	3:30.7	5:16.5	10:50.6
177 HOUMES, Trey	SO	Lewis	-	28:06.1	3:42.1	5:39.3	3:30.8	5:24.5	10:54.7
178 MASTERSON, Sean	JR	Wis.-Parkside	(111)	28:06.6	3:42.6	5:39.4	3:30.8	5:29.5	11:07.8
179 NIESTROY, Eric	FR	Unattached	-	28:06.9	3:42.9	5:39.4	3:30.9	5:27.2	10:54.0
180 DENEEN, Brendan	FR	Ferris State	-	28:07.0	3:43.0	5:39.4	3:30.9	5:25.5	11:03.4
181 TIPTON, Peyton	SO	Mott CC	112	28:09.5	3:45.5	5:39.9	3:31.2	5:43.4	11:23.7
182 BARTH, Nicholas	SR	Siena Heights	113	28:11.0	3:47.0	5:40.2	3:31.4	5:21.9	10:54.6
183 HALL, Jake	SO	Ashland	-	28:12.5	3:48.5	5:40.5	3:31.6	5:28.2	10:59.3
184 BAUER, Bradley	JR	Siena Heights	114	28:13.3	3:49.3	5:40.7	3:31.7	5:12.3	10:47.1
185 HARDESTY, Dan	FR	Ferris State	-	28:13.9	3:49.9	5:40.8	3:31.7	5:27.2	10:57.3
186 HOLLAND, Ben	SO	Unattached	-	28:16.4	3:52.4	5:41.3	3:32.1	5:13.6	10:47.9
187 LANGLINAIS, Austin		MSU Running Club	115	28:19.1	3:55.1	5:41.9	3:32.4	5:27.3	11:03.5
188 PARTEE, John	JR	Lewis	-	28:19.4	3:55.4	5:41.9	3:32.4	5:28.0	11:01.5
189 PHILLIPS, Jonah	FR	Shawnee State	-	28:19.8	3:55.8	5:42.0	3:32.5	5:09.7	10:29.8
190 OVERHOLSER, James	FR	Kentucky Christian	-	28:23.4	3:59.4	5:42.7	3:32.9	5:21.0	11:00.6
191 FRANCIOSI, Derek	FR	Ferris State	-	28:25.6	4:01.6	5:43.2	3:33.2	5:38.3	11:19.3
192 FORD, Dan	SO	Lewis	-	28:29.1	4:05.1	5:43.9	3:33.6	5:39.2	11:30.7
193 LANGLIE, Nathaniel	JR	Oakland	-	28:29.3	4:05.3	5:43.9	3:33.7	5:21.8	10:57.8
194 BOYD, Brandon	FR	Northwood (Mich.)	(116)	28:30.2	4:06.2	5:44.1	3:33.8	5:27.6	10:54.3
195 GOUDREAU, Payton	FR	Lewis	-	28:30.5	4:06.5	5:44.2	3:33.8	5:32.3	11:15.0
196 BOGGS, Logan	FR	Shawnee State	-	28:31.7	4:07.7	5:44.4	3:34.0	5:31.7	11:15.9
197 BUSTILLO, Aidan		MSU Running Club	117	28:33.6	4:09.6	5:44.8	3:34.2	5:30.5	
198 PIZANO, Braylan	JR	Unattached	-	28:35.4	4:11.4	5:45.2	3:34.4	5:26.7	11:03.6
199 FEDOLAK, Chase	JR	Unattached	-	28:36.5	4:12.5	5:45.4	3:34.6	5:26.3	10:50.5

2019 MSU SPARTAN INVITATIONAL

East Lansing, MI

Forest Akers East Cross Country Course

Friday, September 13, 2019

**OFFICIAL MEET REPORT**

printed: 9/13/2019 12:25 PM

**Race #2
Men's College 8000 Meters****Final Results****INDIVIDUAL RESULTS (cont'd)**

Athlete	YR	Team	Score	Time	Gap	Avg. Mile	Avg. kM	1 Mile	2 Mile
200 CHAPA, Antonio	SO	Purdue Northwest	(118)	28:38.1	4:14.1	5:45.7	3:34.8	5:38.8	11:21.8
201 ROSAS, Fernando	SO	Purdue Northwest	-	28:38.4	4:14.4	5:45.8	3:34.8	5:38.6	11:21.7
202 LONG, Matthew	SO	Ashland	-	28:39.4	4:15.4	5:46.0	3:34.9	5:35.9	11:25.1
203 CANNA, Ryan		MSU Running Club	(119)	28:40.2	4:16.2	5:46.1	3:35.0	5:23.2	11:01.6
204 PULIDO, AJ	FR	Lewis	-	28:41.0	4:17.0	5:46.3	3:35.1	5:27.4	11:04.8
205 SAMLUK, Kyle	FR	Unattached	-	28:41.2	4:17.2	5:46.3	3:35.2	5:30.0	11:17.8
206 DELPIERE, Kendal	JR	Lake Superior State	120	28:41.6	4:17.6	5:46.4	3:35.2	5:37.4	11:25.7
207 ROMEYN, Isaiah	FR	Lansing CC	121	28:42.2	4:18.2	5:46.5	3:35.3	5:36.4	11:27.0
208 DAVIS, Chris	SO	Lansing CC	122	28:42.4	4:18.4	5:46.6	3:35.3	5:10.9	11:10.8
209 SAVAGE, Austin	FR	Lansing CC	(123)	28:42.4	4:18.4	5:46.6	3:35.3	5:36.3	11:26.6
210 DWYER, Robert	FR	Michigan Tech	-	28:42.8	4:18.8	5:46.6	3:35.4	5:35.9	11:25.9
211 BOWMAN, Lucas	SR	Unattached	-	28:44.9	4:20.9	5:47.1	3:35.6	5:34.4	11:14.3
212 BRINKER, Billy		MSU Running Club	(124)	28:45.2	4:21.2	5:47.1	3:35.7	5:16.5	10:44.0
213 YAWORSKI, Andrew	SO	Ferris State	-	28:45.5	4:21.5	5:47.2	3:35.7	5:28.6	11:02.3
214 SCHROCK, Somer	JR	Michigan Tech	-	28:46.9	4:22.9	5:47.5	3:35.9	5:14.1	10:50.2
215 REDDEN, Nathaniel	JR	Ashland	-	28:47.4	4:23.4	5:47.6	3:35.9	5:25.4	11:03.9
216 STRONG, Kyle	SO	Kellogg CC	-	28:48.6	4:24.6	5:47.8	3:36.1	5:21.0	11:09.8
217 KERSCHIETER, Dalton	SO	Shawnee State	-	28:49.3	4:25.3	5:47.9	3:36.2	5:33.4	11:15.6
218 ALLEN, Chris	SR	Unattached	-	28:50.1	4:26.1	5:48.1	3:36.3	5:23.7	10:51.4
219 CLARK, Daniel	FR	Shawnee State	-	28:53.6	4:29.6	5:48.8	3:36.7	5:26.8	11:15.1
220 BERNAL, Manny	SO	Wis.-Parkside	(125)	28:54.8	4:30.8	5:49.1	3:36.9	5:32.1	11:19.1
221 VAUGHAN, Tristan	SO	Ashland	-	28:56.0	4:32.0	5:49.3	3:37.0	5:33.9	11:14.0
222 HERR, Nolan	FR	Mott CC	126	28:56.3	4:32.3	5:49.4	3:37.0	5:54.4	11:47.5
223 WINFREY, Garrett		Unattached	-	29:00.2	4:36.2	5:50.1	3:37.5	5:37.4	11:23.5
224 EGLI, Derrick	JR	Grand Valley St.	-	29:01.8	4:37.8	5:50.5	3:37.7	5:21.1	10:56.5
225 JAMES, Eric	FR	Lansing CC	(127)	29:03.5	4:39.5	5:50.8	3:37.9	5:28.5	11:19.0
226 ALEGRE, Eric	FR	Purdue Northwest	-	29:04.4	4:40.4	5:51.0	3:38.1	5:36.7	11:27.0
227 GROTENRATH, Ryan		MSU Running Club	-	29:05.8	4:41.8	5:51.3	3:38.2	5:11.9	10:44.1
228 HEGGER, Joe		MSU Running Club	-	29:07.9	4:43.9	5:51.7	3:38.5	5:25.3	11:03.5
229 HOBSON, Peyton	FR	Mott CC	128	29:10.4	4:46.4	5:52.2	3:38.8	5:53.2	11:46.1
230 WHOLIHAN, Matthew		MSU Running Club	-	29:11.0	4:47.0	5:52.3	3:38.9	5:34.6	11:23.1
231 NICHOLS, Jacob	SO	Shawnee State	-	29:11.5	4:47.5	5:52.4	3:38.9	5:24.2	11:12.0
232 GRANT, Cedric	FR	Siena Heights	129	29:12.3	4:48.3	5:52.6	3:39.0	5:30.3	11:20.8
233 FORMEA, William	FR	Illinois-Springfield	-	29:14.4	4:50.4	5:53.0	3:39.3	5:21.8	11:09.7
234 WOOD, Mark	FR	Mott CC	130	29:15.0	4:51.0	5:53.1	3:39.4	5:53.7	11:47.4
235 HEGENAUER, Bryce	SO	Ferris State	-	29:16.7	4:52.7	5:53.5	3:39.6	5:43.3	11:31.3
236 DENNISON, Nick	FR	Ferris State	-	29:19.0	4:55.0	5:53.9	3:39.9	5:43.4	11:45.8
237 MCCUNE, Isiah	FR	Illinois-Springfield	-	29:19.7	4:55.7	5:54.1	3:40.0	5:29.4	11:15.7
238 FACHTING, Justin	FR	Northwood (Mich.)	(131)	29:20.7	4:56.7	5:54.3	3:40.1	5:29.8	11:21.1
239 ROSS, Tylor	SO	Alpena CC	132	29:20.8	4:56.8	5:54.3	3:40.1	5:28.1	11:23.5
240 MILNICKEL, Shannon	SO	Indiana East	133	29:25.7	5:01.7	5:55.3	3:40.7	5:48.7	11:40.0
241 MORRIS, Matt	JR	Ashland	-	29:28.6	5:04.6	5:55.9	3:41.1	5:35.6	11:30.3
242 CARLSON, Stefan	SO	Lansing CC	-	29:29.1	5:05.1	5:56.0	3:41.1	5:33.2	11:21.6
243 LINDSTROM, Jared	SO	Mott CC	134	29:31.4	5:07.4	5:56.4	3:41.4	5:59.3	11:54.6
244 LANDON, Jacob	FR	Illinois-Springfield	-	29:32.6	5:08.6	5:56.7	3:41.6	5:36.4	11:29.1
245 PORTER, Ryan	JR	Lewis	-	29:38.2	5:14.2	5:57.8	3:42.3	5:25.4	11:11.1

2019 MSU SPARTAN INVITATIONAL

East Lansing, MI

Forest Akers East Cross Country Course

Friday, September 13, 2019

**OFFICIAL MEET REPORT**

printed: 9/13/2019 12:25 PM

**Race #2
Men's College 8000 Meters****Final Results****INDIVIDUAL RESULTS (cont'd)**

Athlete	YR	Team	Score	Time	Gap	Avg. Mile	Avg. kM	1 Mile	2 Mile
246 KLIPSTINE, Chance	SO	Indiana East	135	29:38.7	5:14.7	5:57.9	3:42.3	5:49.3	11:41.4
247 STEERS, Isaac	FR	Unattached	-	29:38.9	5:14.9	5:57.9	3:42.4	5:31.0	11:24.0
248 GHIDONI, Kolin	SR	Ferris State	-	29:39.6	5:15.6	5:58.1	3:42.5	5:41.2	11:42.6
249 JOHNSON, Ethan	FR	Unattached	-	29:42.4	5:18.4	5:58.6	3:42.8	5:23.8	11:14.0
250 SHAMBAUGH, Peter	JR	Lake Superior State	136	29:42.8	5:18.8	5:58.7	3:42.9	5:55.9	11:53.7
251 BARKDULL, Zach	SO	Indiana East	137	29:44.1	5:20.1	5:59.0	3:43.0	5:53.0	11:57.0
252 GIETEK, Jon	JR	Michigan Tech	-	29:44.2	5:20.2	5:59.0	3:43.0	5:35.8	11:27.4
253 GARMAN, Ryan		MSU Running Club	-	29:46.0	5:22.0	5:59.4	3:43.3	5:32.4	11:17.7
254 ADKINS, Zachery	SR	Cleary	138	29:47.2	5:23.2	5:59.6	3:43.4	5:30.7	11:30.6
255 VODICKA, Tony	SO	Lewis	-	29:48.9	5:24.9	5:59.9	3:43.6	5:33.1	11:24.2
256 SLAUGHTER, Xavier	SO	Shawnee State	-	29:49.5	5:25.5	6:00.1	3:43.7	5:34.7	11:40.9
257 GRIFFITH, Ben		Unattached	-	29:50.1	5:26.1	6:00.2	3:43.8	5:32.1	11:26.6
258 ELDER, Stanley	FR	Unattached	-	29:51.3	5:27.3	6:00.4	3:43.9	5:30.1	11:18.5
259 REIMINK, Logan	SO	Ferris State	-	29:52.6	5:28.6	6:00.7	3:44.1	5:41.0	11:44.0
260 CAMPOS, Salvador	SR	Indiana East	139	29:53.4	5:29.4	6:00.8	3:44.2	5:49.1	11:39.9
261 BURGER, Caleb	SO	Alpena CC	140	29:58.9	5:34.9	6:02.0	3:44.9	5:23.7	11:26.9
262 ISRAELS, Ethan	SR	Ferris State	-	29:59.9	5:35.9	6:02.2	3:45.0	5:35.2	11:31.4
263 JOHNS, Nathan	SO	St Clair County CC	-	30:04.4	5:40.4	6:03.1	3:45.6	5:27.0	11:33.9
264 WILLIAMS, Logan	FR	Ferris State	-	30:06.3	5:42.3	6:03.4	3:45.8	5:38.8	11:34.0
265 HEDRICK, Parker	FR	Unattached	-	30:09.8	5:45.8	6:04.1	3:46.2	5:26.9	11:17.7
266 LEVECK, Brice	FR	Shawnee State	-	30:14.3	5:50.3	6:05.1	3:46.8	5:35.0	11:29.7
267 JARVIS, Michael	FR	Lewis	-	30:17.5	5:53.5	6:05.7	3:47.2	5:47.7	11:46.0
268 JACKSON, Jamal	FR	Unattached	-	30:29.3	6:05.3	6:08.1	3:48.7	5:56.6	12:05.9
269 LUDTKE, Jason	SO	Lewis	-	30:29.4	6:05.4	6:08.1	3:48.7	5:40.0	11:48.2
270 BROECKER, Cole	SO	St Clair County CC	-	30:32.5	6:08.5	6:08.7	3:49.1	5:38.9	11:45.3
271 FIKE, Johnny	SO	Indiana East	(141)	30:34.0	6:10.0	6:09.0	3:49.3	5:54.5	12:03.3
272 SHARRAR, Cole	SO	Mid Michigan CC	-	30:38.6	6:14.6	6:09.9	3:49.8	5:44.1	11:38.3
273 DUNCAN, Ransom		Unattached	-	30:43.0	6:19.0	6:10.8	3:50.4	5:28.9	11:40.3
274 SKELCY, shane	SR	Siena Heights	(142)	30:52.5	6:28.5	6:12.7	3:51.6	5:42.9	11:47.4
275 PAGURKO, Elias	FR	St Clair County CC	-	30:52.6	6:28.6	6:12.8	3:51.6	5:25.7	11:27.0
276 WHITNEY, Andrew	FR	Lansing CC	-	30:55.6	6:31.6	6:13.4	3:52.0	5:23.0	11:29.8
277 DIMAGGIO, Adam	SO	Concordia (Mich.)	-	30:58.6	6:34.6	6:14.0	3:52.3	6:07.2	12:20.7
278 LANG, Paul	JR	Ashland	-	31:00.2	6:36.2	6:14.3	3:52.5	5:42.3	11:39.3
279 GOOD, Adam	SO	Unattached	-	31:03.2	6:39.2	6:14.9	3:52.9	5:46.9	11:50.6
280 ORTIZ, Angel	FR	Ashland	-	31:04.0	6:40.0	6:15.1	3:53.0	5:40.1	11:39.3
281 TUTTLE, Logan	FR	Indiana East	(143)	31:06.2	6:42.2	6:15.5	3:53.3	5:49.2	11:42.4
282 WOLF, Nicholas	FR	Oakland CC	-	31:07.3	6:43.3	6:15.7	3:53.4	5:42.6	11:57.9
283 STUBENRAUCH, Noah	SO	Ashland	-	31:09.5	6:45.5	6:16.2	3:53.7	5:47.7	11:57.9
284 GERTSEN, Jayden	FR	Ferris State	-	31:13.9	6:49.9	6:17.0	3:54.2	5:42.1	11:48.7
285 CRABTREE, Caebryn	SR	Cleary	144	31:23.2	6:59.2	6:18.9	3:55.4	5:38.1	11:57.1
286 VINCENT, Andrew	SR	Cleary	145	31:26.9	7:02.9	6:19.7	3:55.9	5:44.8	12:00.5
287 NELSON, Cole		MSU Running Club	-	31:27.8	7:03.8	6:19.8	3:56.0	6:03.0	12:28.0
288 SMITH, Zach		MSU Running Club	-	31:28.4	7:04.4	6:20.0	3:56.1	5:34.7	11:36.4
289 HALL, Brandon		MSU Running Club	-	31:32.4	7:08.4	6:20.8	3:56.6	5:44.6	12:00.6
290 ANDERSON, Daniel	FR	Lake Superior State	146	31:40.8	7:16.8	6:22.5	3:57.6	5:56.3	12:26.1
291 VANWOMER, Kalyb	FR	Lansing CC	-	31:47.8	7:23.8	6:23.9	3:58.5	5:45.6	12:03.1

2019 MSU SPARTAN INVITATIONAL

East Lansing, MI
 Forest Akers East Cross Country Course
 Friday, September 13, 2019



OFFICIAL MEET REPORT
 printed: 9/13/2019 12:25 PM

Race #2
Men's College 8000 Meters

Final Results

INDIVIDUAL RESULTS (cont'd)

Athlete	YR	Team	Score	Time	Gap	Avg. Mile	Avg. kM	1 Mile	2 Mile
292 PATTON, Caleb	SR	Kalamazoo	-	31:49.4	7:25.4	6:24.2	3:58.7	5:56.9	12:09.1
293 CASTLE, Dylan	FR	St Clair County CC	-	31:52.2	7:28.2	6:24.7	3:59.0	5:45.8	12:09.3
294 NIEMI, Justin	FR	Unattached	-	31:52.9	7:28.9	6:24.9	3:59.1	5:59.9	12:32.1
295 BRANNAN, Michael	FR	Concordia (Mich.)	-	31:54.7	7:30.7	6:25.3	3:59.3	6:07.3	12:31.0
296 HEPINSTALL, Cody	SR	Cleary	147	31:56.7	7:32.7	6:25.7	3:59.6	6:06.4	12:22.2
297 FRANCIS, Aidan	SO	Alpena CC	148	32:00.1	7:36.1	6:26.3	4:00.0	5:54.6	12:20.0
298 WRIGHT, Brandan	FR	Indiana East	-	32:08.9	7:44.9	6:28.1	4:01.1	5:53.9	12:12.0
299 BRADLEY, Mike	SR	Lewis	-	32:10.0	7:46.0	6:28.3	4:01.3	5:55.0	12:10.8
300 MEYER, Sam	JR	Kalamazoo	-	32:11.5	7:47.5	6:28.6	4:01.4	6:04.8	12:35.4
301 MCLEAN, Ryan		MSU Running Club	-	32:13.2	7:49.2	6:29.0	4:01.7	6:10.2	
302 KANISZEWSKI, Mason	SO	Alpena CC	149	32:13.3	7:49.3	6:29.0	4:01.7	5:48.6	12:10.9
303 SOBOL, Cole	FR	Mott CC	(150)	32:13.8	7:49.8	6:29.1	4:01.7	5:52.5	12:24.4
304 CZARNOPYS, Alecsandr	5	Unattached	-	32:15.7	7:51.7	6:29.5	4:02.0	5:55.1	12:24.9
305 WILLIAMS, Brett	SO	Lewis	-	32:31.6	8:07.6	6:32.7	4:04.0	5:55.6	12:25.3
306 SAMSON, Vinny	JR	Unattached	-	32:45.9	8:21.9	6:35.6	4:05.7	6:23.1	13:01.1
307 HUMPHREY, Carson	FR	Mott CC	(151)	32:46.7	8:22.7	6:35.7	4:05.8	6:13.1	12:34.6
308 JERMAN, Nick	FR	Mid Michigan CC	-	32:50.0	8:26.0	6:36.4	4:06.3	5:59.2	12:27.8
309 ALFARO, pete	SR	Siena Heights	(152)	32:52.8	8:28.8	6:36.9	4:06.6	5:58.5	12:32.6
310 JORDAN, James	FR	Cleary	153	33:15.8	8:51.8	6:41.6	4:09.5	6:08.6	
311 GARLAND, Kevin	FR	Lake Superior State	154	33:16.7	8:52.7	6:41.8	4:09.6	6:05.5	12:44.1
312 GULLIVER, Joshua	SO	Mott CC	-	33:17.8	8:53.8	6:42.0	4:09.7	6:13.1	12:39.7
313 CHERRY, Tyler	FR	Alpena CC	155	33:22.7	8:58.7	6:43.0	4:10.3	6:01.9	12:50.2
314 BIEGANSKI, Jacob	JR	Unattached	-	33:24.7	9:00.7	6:43.4	4:10.6	6:12.2	12:58.1
315 FINEIS, Adam	FR	Lansing CC	-	33:24.8	9:00.8	6:43.4	4:10.6	6:00.6	12:31.4
316 MCGOWAN, Tommy		MSU Running Club	-	33:27.1	9:03.1	6:43.8	4:10.9	6:06.3	12:48.8
317 ARNOLD, Jordan	SR	Unattached	-	33:30.9	9:06.9	6:44.6	4:11.4	6:12.4	12:58.3
318 POSPISIL, Joel	FR	Ashland	-	33:34.5	9:10.5	6:45.3	4:11.8	5:38.3	
319 MURRAY, Paul	SR	Ashland	-	33:34.7	9:10.7	6:45.4	4:11.8	5:40.3	11:46.2
320 SERGEY, Troy	SR	Grace Christian Uni	-	33:42.6	9:18.6	6:47.0	4:12.8	6:16.4	12:56.7
321 NELSON, Garrett	SR	Cleary	(156)	33:48.2	9:24.2	6:48.1	4:13.5	6:11.0	12:49.6
322 ROSIER, Blane		MSU Running Club	-	33:52.5	9:28.5	6:49.0	4:14.1	6:07.1	12:36.1
323 GAIKEMA, Joe		MSU Running Club	-	34:08.5	9:44.5	6:52.2	4:16.1	6:25.5	13:18.6
324 COHA, Austin		MSU Running Club	-	34:12.7	9:48.7	6:53.0	4:16.6	6:14.1	13:09.8
325 WATERS, Derick	FR	Unattached	-	34:50.9	10:26.9	7:00.7	4:21.4	6:29.2	13:36.7
326 BOLLMAN, Nate		MSU Running Club	-	35:08.2	10:44.2	7:04.2	4:23.5	6:29.0	13:36.7

2019 MSU SPARTAN INVITATIONAL

East Lansing, MI

Forest Akers East Cross Country Course

Friday, September 13, 2019

**OFFICIAL MEET REPORT**

printed: 9/13/2019 12:26 PM

Race #1
Women's College 6000 Meters
Final Results**INDIVIDUAL RESULTS**

Athlete	YR	Team	Score	Time	Gap	Avg. Mile	Avg. kM	1 Mile	2 Mile
1	POE, Jeralyn	SR Michigan State	-	21:12.5	---	5:41.2	3:32.1	5:40.9	11:24.4
2	JOHNSON, India	JR Michigan State	-	21:12.6	0:00.6	5:41.2	3:32.1	5:42.8	
3	FULLER, Annie	SR Michigan State	-	21:12.6	0:00.6	5:41.2	3:32.1	5:40.9	11:24.3
4	MAGNESS, Jenna	SO Michigan State	-	21:24.1	0:12.1	5:44.2	3:34.0	5:41.8	11:24.7
5	ADRIAENS, Noelle	UNA-Michigan Stat	-	21:28.5	0:16.5	5:45.4	3:34.7	5:41.1	11:24.1
6	FARRELL, Maggie	JR Michigan State	-	21:30.7	0:18.7	5:46.0	3:35.1	5:42.0	11:24.1
7	LUDGE, Allie	SR Grand Valley St.	-	21:37.8	0:25.8	5:47.9	3:36.3	5:41.3	11:25.3
8	PEREZ, Makayla	FR Michigan State	-	21:39.2	0:27.2	5:48.3	3:36.5	5:40.8	11:23.1
9	RUDDEN, Lindsey	JR Michigan State	-	21:41.2	0:29.2	5:48.8	3:36.9	5:52.5	11:44.3
10	CLEARY, Lauren	UNA-Michigan Stat	-	21:48.5	0:36.5	5:50.8	3:38.1	5:42.1	11:31.3
11	CHRISTY, Taryn	SO Illinois-Springfield	-	21:53.9	0:41.9	5:52.2	3:39.0	5:45.6	11:43.8
12	KETTEL, Sarah	JR Michigan State	-	21:58.2	0:46.2	5:53.4	3:39.7	5:55.4	11:43.0
13	HALL, Brittney	SR Western Michigan	-	21:59.4	0:47.4	5:53.7	3:39.9	5:42.0	11:31.5
14	GROEBER, Hanna	SR Grand Valley St.	-	22:01.3	0:49.3	5:54.2	3:40.2	5:42.8	11:31.4
15	OSIKA, Katie	FR Michigan State	-	22:04.8	0:52.8	5:55.2	3:40.8	5:55.1	11:47.8
16	GOCKLEY, Jessica	SR Grand Valley St.	-	22:07.3	0:55.3	5:55.8	3:41.2	5:45.2	11:45.0
17	RODRIGUEZ, Maritza	SR Ball State	-	22:09.7	0:57.7	5:56.5	3:41.6	5:42.5	11:31.5
18	CROUCH, Abby	SR Grand Valley St.	-	22:10.9	0:58.9	5:56.8	3:41.8	5:51.8	11:47.4
19	LANGE, Jillian	UNA-Michigan Stat	-	22:23.1	1:11.1	6:00.1	3:43.8	5:52.8	11:55.9
20	GOEN, Madison	JR Grand Valley St.	-	22:26.9	1:14.9	6:01.1	3:44.5	5:47.8	11:48.2
21	KEISER, Jenna	JR Saginaw Valley	-	22:27.1	1:15.1	6:01.1	3:44.5	5:53.4	11:52.3
22	SMITH, Katelyn	SR Northern Michigan	-	22:31.8	1:19.8	6:02.4	3:45.3	5:58.9	12:02.1
23	HELDER, Melanie	FR Michigan State	-	22:33.3	1:21.3	6:02.8	3:45.5	5:56.8	12:02.1
24	BRIAN, Olivia	SO Grand Valley St.	-	22:33.5	1:21.5	6:02.8	3:45.6	5:52.8	11:55.7
25	ECKENROTH, Cayla	JR Ball State	-	22:35.3	1:23.3	6:03.3	3:45.9	5:42.5	11:42.7
26	KOETJE, Michelle	SR Calvin	-	22:37.7	1:25.7	6:04.0	3:46.3	5:55.8	11:58.5
27	FUERST, Morgan	JR Saginaw Valley	-	22:39.3	1:27.3	6:04.4	3:46.5	5:53.5	11:49.0
28	ETELAMAKI, Kathryn	SR Ferris State	-	22:39.8	1:27.8	6:04.5	3:46.6	5:54.5	11:58.4
29	SHUBLE, Katerina	SO Bowling Green	-	22:42.2	1:30.2	6:05.2	3:47.0	5:52.0	12:11.2
30	SMITH, Brooke	SR Shawnee State	-	22:43.0	1:31.0	6:05.4	3:47.2	5:49.1	11:54.9
31	CONNER, Karleigh	SO Ball State	-	22:43.8	1:31.8	6:05.6	3:47.3	5:50.4	12:02.5
32	MALON, Madison	FR Northern Michigan	-	22:44.3	1:32.3	6:05.8	3:47.4	5:50.5	11:55.7
33	NIEKAMP, Sydney	SO Bowling Green	-	22:47.7	1:35.7	6:06.7	3:47.9	5:49.5	11:56.7
34	ETIENNE, Charlotte	MSU Running Club	-	22:48.6	1:36.6	6:06.9	3:48.1	5:55.6	12:00.2
35	CZARNECKI, Heather	JR Oakland	-	22:49.4	1:37.4	6:07.1	3:48.2	5:57.5	12:07.9
36	KENDELL, Claire	JR Michigan State	-	22:50.7	1:38.7	6:07.5	3:48.4	5:56.6	
37	JOHNSON, Amanda	SR Wis.-Parkside	-	22:50.8	1:38.8	6:07.5	3:48.5	5:48.1	11:56.1
38	POPPELL, Sierra	JR Kentucky Christian	-	22:52.9	1:40.9	6:08.1	3:48.8	5:54.1	12:04.9
39	GRABER, Natalie	FR Grand Valley St.	-	22:53.3	1:41.3	6:08.2	3:48.9	5:54.7	11:55.8
40	KARPUKHNO, Lucy	FR Grand Valley St.	-	22:55.4	1:43.4	6:08.7	3:49.2	6:01.1	12:14.2
41	VANIS, Stephanie	JR Michigan State	-	22:57.1	1:45.1	6:09.2	3:49.5	5:57.6	12:06.8
42	WIITALA, Kayla	JR Michigan State	-	22:57.2	1:45.2	6:09.2	3:49.5	5:58.5	12:06.1
43	MAY, Sarah	FR Unattached	-	22:59.4	1:47.4	6:09.8	3:49.9	6:03.9	12:17.2
44	BYRD, Emily	SR Michigan Tech	-	23:00.9	1:48.9	6:10.2	3:50.1	5:48.0	11:57.7
45	VAN ECK, Vivian	FR Ball State	-	23:02.1	1:50.1	6:10.5	3:50.3	5:50.8	12:08.3
46	SMITH, Marissa	JR Shawnee State	-	23:02.1	1:50.1	6:10.5	3:50.3	5:45.0	12:01.2

2019 MSU SPARTAN INVITATIONAL

East Lansing, MI

Forest Akers East Cross Country Course

Friday, September 13, 2019

**OFFICIAL MEET REPORT**

printed: 9/13/2019 12:26 PM

**Race #1
Women's College 6000 Meters****Final Results****INDIVIDUAL RESULTS (cont'd)**

Athlete	YR	Team	Score	Time	Gap	Avg. Mile	Avg. kM	1 Mile	2 Mile
47 HANSON, Nicole	JR	Michigan State	-	23:08.2	1:56.2	6:12.2	3:51.4	5:56.5	12:04.9
48 FIRMENT, Sydnie	FR	Bowling Green	-	23:08.7	1:56.7	6:12.3	3:51.4	5:56.2	12:11.8
49 KRUPP, Courtney	FR	Michigan State	-	23:10.7	1:58.7	6:12.8	3:51.8	6:02.0	12:12.6
50 HUNSLEY, Sarah	JR	Bowling Green	-	23:10.9	1:58.9	6:12.9	3:51.8	5:55.6	12:10.5
51 NICHOLS, Megan	JR	Oakland	-	23:13.6	2:01.6	6:13.6	3:52.3	5:57.5	12:12.1
52 OMALLEY, Klaudia	FR	Unattached	-	23:15.1	2:03.1	6:14.0	3:52.5	6:04.3	12:21.3
53 KURKOWSKI, Sam	SO	Michigan Tech	-	23:17.3	2:05.3	6:14.6	3:52.9	6:04.6	12:20.5
54 KREGER, Sydney	SR	Saginaw Valley	-	23:18.4	2:06.4	6:14.9	3:53.1	6:10.9	12:19.3
55 KNEADLER, Peyton	SR	Ball State	-	23:18.9	2:06.9	6:15.0	3:53.1	5:55.2	12:11.1
56 AMTHOR, Lynsey	FR	Grand Valley St.	-	23:21.7	2:09.7	6:15.8	3:53.6	6:01.0	12:17.5
57 BRANNAN, Savannah	JR	Illinois-Springfield	-	23:24.2	2:12.2	6:16.4	3:54.0	12:25.5	
58 SCHMIDT, Molly	SO	Grand Valley St.	-	23:24.4	2:12.4	6:16.5	3:54.1	6:06.8	12:20.2
59 LONGLEY, Elise	JR	Northern Michigan	-	23:24.9	2:12.9	6:16.6	3:54.1	6:01.5	12:24.3
60 LEARN, Kassady	JR	Lewis	-	23:24.9	2:12.9	6:16.6	3:54.1	6:09.6	12:30.5
61 JANSSEN, Hailey	FR	Purdue Northwest	-	23:25.8	2:13.8	6:16.9	3:54.3	5:52.4	12:10.5
62 CUMMINGS, Hannah	SR	Ball State	-	23:27.9	2:15.9	6:17.4	3:54.6	5:54.9	12:17.3
63 DALRYMPLE, Elizabeth		UNA-Michigan Stat	-	23:28.6	2:16.6	6:17.6	3:54.8	6:04.4	12:22.4
64 JASUTIS, Rebecca	SR	Wis.-Parkside	-	23:29.1	2:17.1	6:17.8	3:54.8	6:00.2	12:20.2
65 ESARCO, Gloria	JR	Illinois-Springfield	-	23:29.3	2:17.3	6:17.8	3:54.9	6:08.7	12:25.6
66 JAMES, Annalise	FR	Western Michigan	-	23:29.7	2:17.7	6:17.9	3:54.9	5:59.1	12:24.4
67 GEORGE, Amanda	SR	Michigan State	-	23:31.1	2:19.1	6:18.3	3:55.2	6:07.9	12:24.5
68 KEMPF, Rachel	SO	Oakland	-	23:31.5	2:19.5	6:18.4	3:55.2	5:59.5	12:21.9
69 STOGSDILL, Juliana	FR	Ball State	-	23:33.0	2:21.0	6:18.8	3:55.5	5:50.3	12:06.9
70 CLARIZIO, Lidia	FR	Michigan State	-	23:33.2	2:21.2	6:18.8	3:55.5	6:07.9	12:25.7
71 SIPES, Paisley	SO	Western Michigan	-	23:37.6	2:25.6	6:20.0	3:56.3	5:57.6	12:18.7
72 HENNE, Caitlin		MSU Running Club	-	23:37.9	2:25.9	6:20.1	3:56.3	5:56.5	12:11.2
73 ALLEN, Courtney	JR	Western Michigan	-	23:38.9	2:26.9	6:20.4	3:56.5	6:03.2	12:31.0
74 FEBER, Gabrielle	SO	Michigan Tech	-	23:41.4	2:29.4	6:21.1	3:56.9	5:58.0	12:18.9
75 RECTOR, Judith		UNA-Michigan Stat	-	23:41.8	2:29.8	6:21.2	3:57.0	5:56.6	12:20.4
76 LEIGH, Maddi	JR	Oakland	-	23:43.0	2:31.0	6:21.5	3:57.2	5:57.3	12:23.3
77 VEENKANT, Lainey	FR	Northwood (Mich.)	-	23:43.0	2:31.0	6:21.5	3:57.2	6:03.9	12:32.8
78 BARYO, Claudia	SO	Lansing CC	-	23:43.8	2:31.8	6:21.7	3:57.3	6:11.0	12:34.2
79 ALTVATER, Shayna	FR	Unattached	-	23:45.8	2:33.8	6:22.2	3:57.6	6:03.7	12:21.5
80 HEERINGA, Sadie	SO	Calvin	-	23:46.0	2:34.0	6:22.3	3:57.7	5:56.0	12:18.4
81 TORVI, Hanna	SR	Northern Michigan	-	23:50.1	2:38.1	6:23.4	3:58.3	6:28.2	12:51.1
82 STEFANEK, Johannah	SR	Ashland	-	23:53.3	2:41.3	6:24.2	3:58.9	6:15.4	12:47.7
83 DUFFEY, Karenna	FR	Michigan State	-	23:55.1	2:43.1	6:24.7	3:59.2	6:03.4	12:42.8
84 AALBERTS, Megan	SO	Bowling Green	-	23:56.9	2:44.9	6:25.2	3:59.5	6:03.5	12:31.4
85 BECKER, Elizabeth		UNA-Michigan Stat	-	23:59.4	2:47.4	6:25.9	3:59.9	6:17.6	12:52.2
86 DEITERING, Paige	SO	Ferris State	-	23:59.6	2:47.6	6:25.9	3:59.9	6:03.4	12:29.0
87 HINKELMAN, Brooke	FR	Oakland	-	24:01.2	2:49.2	6:26.4	4:00.2	5:59.5	12:31.8
88 BRANTSEN, Jayme	FR	Grand Valley St.	-	24:03.1	2:51.1	6:26.9	4:00.5	6:03.9	12:27.6
89 JARVIS, Stephanie	JR	Lewis	-	24:04.6	2:52.6	6:27.3	4:00.8	6:10.2	12:36.1
90 KONKOL, Lauren	FR	Michigan Tech	-	24:05.7	2:53.7	6:27.6	4:00.9	6:19.6	12:53.5
91 EVERHART-DECKARD, Em	FR	Unattached	-	24:07.6	2:55.6	6:28.1	4:01.3	6:22.6	12:53.0
92 KELLEY, Anna	SO	Northern Michigan	-	24:07.8	2:55.8	6:28.1	4:01.3	6:30.7	13:05.4

2019 MSU SPARTAN INVITATIONAL

East Lansing, MI

Forest Akers East Cross Country Course

Friday, September 13, 2019

**OFFICIAL MEET REPORT**

printed: 9/13/2019 12:26 PM

**Race #1
Women's College 6000 Meters****Final Results****INDIVIDUAL RESULTS (cont'd)**

Athlete	YR	Team	Score	Time	Gap	Avg. Mile	Avg. kM	1 Mile	2 Mile
93 DOHM, Madie	FR	Grand Valley St.	-	24:08.7	2:56.7	6:28.4	4:01.4	6:22.3	12:56.1
94 RYPMA, Kayce	FR	Grand Valley St.	-	24:10.9	2:58.9	6:29.0	4:01.8	6:09.3	12:38.7
95 SCHROER, Emma	SR	Calvin	-	24:13.0	3:01.0	6:29.5	4:02.2	6:13.2	12:41.8
96 RITSEMA, Haley	SR	Western Michigan	-	24:13.3	3:01.3	6:29.6	4:02.2	6:08.7	12:47.0
97 CUNNINGHAM, Emma	SO	Ball State	-	24:15.1	3:03.1	6:30.1	4:02.5	5:54.2	12:14.3
98 SPOONER, Katelyn	SO	Saginaw Valley	-	24:15.7	3:03.7	6:30.3	4:02.6	6:11.1	12:29.7
99 SENNETT, Rebecca	SR	Wis.-Parkside	-	24:15.9	3:03.9	6:30.3	4:02.6	6:25.9	12:53.2
100 TRIPP, Abby	SR	Lewis	-	24:17.0	3:05.0	6:30.6	4:02.8	6:10.0	12:41.4
101 SHIPPS, Ashley	FR	Western Michigan	-	24:17.6	3:05.6	6:30.8	4:02.9	6:01.4	12:30.8
102 DUBOIS, Paige	SR	Northern Michigan	-	24:17.8	3:05.8	6:30.8	4:03.0	6:29.9	13:05.5
103 LOUCKS, Hannah	SO	Ferris State	-	24:17.9	3:05.9	6:30.8	4:03.0	6:26.1	12:52.0
104 SCHEIBER, Chloe	FR	Grand Valley St.	-	24:18.0	3:06.0	6:30.9	4:03.0	6:09.1	12:36.0
105 BROWN, Maddie	FR	Oakland	-	24:18.7	3:06.7	6:31.1	4:03.1	6:00.6	12:37.6
106 MARKEL, Morgan	JR	Oakland	-	24:20.2	3:08.2	6:31.5	4:03.4	6:17.1	12:49.1
107 BARRETO TUFINO, Andrea	FR	Unattached	-	24:21.2	3:09.2	6:31.7	4:03.5	6:14.7	12:53.4
108 HUTCHINSON, Kylie	JR	Ferris State	-	24:21.5	3:09.5	6:31.8	4:03.6	6:26.4	12:54.8
109 HILL, Jeannee	SO	Grand Valley St.	-	24:22.7	3:10.7	6:32.1	4:03.8	6:24.1	13:04.0
110 GABRIEL, Camryn	FR	Grand Valley St.	-	24:22.9	3:10.9	6:32.2	4:03.8	6:23.8	13:03.1
111 GRINDLING, Nicole	FR	Oakland	-	24:24.3	3:12.3	6:32.6	4:04.0	6:17.1	12:49.7
112 LANGWORTHY, Meghan	FR	Northern Michigan	-	24:26.0	3:14.0	6:33.0	4:04.3	6:01.9	12:40.7
113 MCNAMEE, Rebecca	JR	Western Michigan	-	24:26.0	3:14.0	6:33.0	4:04.3	6:02.8	12:41.4
114 MANZANO, Julia	SR	Michigan Tech	-	24:26.6	3:14.6	6:33.2	4:04.4	6:15.1	12:55.5
115 VARITEK, Anna	FR	Kalamazoo	-	24:26.9	3:14.9	6:33.3	4:04.5	6:14.0	12:51.4
116 WEGIENKA, Arianna	SO	Saginaw Valley	-	24:28.0	3:16.0	6:33.5	4:04.7	6:25.1	12:56.4
117 VANDEPOL, Olivia	JR	Western Michigan	-	24:34.2	3:22.2	6:35.2	4:05.7	6:09.4	12:52.4
118 MCNEAL, Brendea	SO	Purdue Northwest	-	24:34.3	3:22.3	6:35.2	4:05.7	6:10.9	12:51.8
119 BUSKIRK, Kimberly	SR	Grace Christian Uni	-	24:35.1	3:23.1	6:35.5	4:05.8	6:24.1	12:53.3
120 NEEDS, Annie	JR	Calvin	-	24:38.3	3:26.3	6:36.3	4:06.4	6:16.3	12:55.2
121 CLEVELAND, Cameron	FR	Grand Valley St.	-	24:40.9	3:28.9	6:37.0	4:06.8	6:23.8	13:03.7
122 RACLAWSKI, Mary	FR	Western Michigan	-	24:41.6	3:29.6	6:37.2	4:06.9	6:09.6	12:50.9
123 BARTLETT, Morgan	FR	Purdue Northwest	-	24:44.7	3:32.7	6:38.0	4:07.4	6:16.3	12:56.4
124 SAIZ, Paige	FR	Northern Michigan	-	24:46.7	3:34.7	6:38.6	4:07.8	6:29.9	13:05.4
125 KUIPER, Maria	SR	Calvin	-	24:46.7	3:34.7	6:38.6	4:07.8	6:28.8	13:08.6
126 GARVEY, Kensington	SR	Ferris State	-	24:47.7	3:35.7	6:38.8	4:07.9	6:26.2	12:53.5
127 SALMEN, Katrina	SO	Northern Michigan	-	24:49.3	3:37.3	6:39.3	4:08.2	6:32.5	13:13.0
128 VAN WIEREN, Mady	FR	Michigan Tech	-	24:49.3	3:37.3	6:39.3	4:08.2	6:19.2	13:02.8
129 WINIARSKI, Brynne	SO	Calvin	-	24:49.4	3:37.4	6:39.3	4:08.2	6:29.5	13:13.8
130 TEN PAS, Taylor	JR	Calvin	-	24:49.5	3:37.5	6:39.3	4:08.2	6:29.2	
131 BOLLINI, Michelle	SO	Michigan Tech	-	24:52.0	3:40.0	6:40.0	4:08.7	6:14.9	12:58.6
132 BENTZ, Abby	JR	Concordia (Mich.)	-	24:53.7	3:41.7	6:40.4	4:08.9	6:18.1	13:00.2
133 JAREMA, Courtney	FR	Oakland	-	24:58.6	3:46.6	6:41.8	4:09.8	6:18.1	13:01.8
134 PAPADELIS, Marisa	SO	Oakland	-	24:58.7	3:46.7	6:41.8	4:09.8	6:16.8	12:56.0
135 PAWELCZYK, Maggie	JR	Saginaw Valley	-	25:00.0	3:48.0	6:42.1	4:10.0	6:25.4	13:06.1
136 KAMMERER, Maddy	SR	Wis.-Parkside	-	25:00.5	3:48.5	6:42.3	4:10.1	6:40.7	13:28.1
137 GONZALEZ, Angela	SO	Purdue Northwest	-	25:01.3	3:49.3	6:42.5	4:10.2	6:16.7	12:56.6
138 MARTIN, Abby	FR	Michigan Tech	-	25:02.3	3:50.3	6:42.7	4:10.4	6:25.0	13:11.8

2019 MSU SPARTAN INVITATIONAL

East Lansing, MI

Forest Akers East Cross Country Course

Friday, September 13, 2019

**OFFICIAL MEET REPORT**

printed: 9/13/2019 12:26 PM

**Race #1
Women's College 6000 Meters****Final Results****INDIVIDUAL RESULTS (cont'd)**

Athlete	YR	Team	Score	Time	Gap	Avg. Mile	Avg. kM	1 Mile	2 Mile
139 VEGEBERG, Caroline	FR	Northern Michigan	-	25:03.8	3:51.8	6:43.1	4:10.6	6:37.5	13:24.2
140 SUTTLES, Morgan	SO	Illinois-Springfield	-	25:03.9	3:51.9	6:43.2	4:10.7	6:34.4	13:25.1
141 COOK, Jessica	SO	Shawnee State	-	25:04.4	3:52.4	6:43.3	4:10.7	6:06.1	12:56.3
142 PORCAYO, Sarahi	FR	Illinois-Springfield	-	25:04.7	3:52.7	6:43.4	4:10.8	6:43.0	13:30.4
143 CLEARY, Kelsey	SR	Illinois-Springfield	-	25:04.8	3:52.8	6:43.4	4:10.8	6:34.2	13:25.1
144 ECK, Jackie	SO	Lewis	-	25:05.1	3:53.1	6:43.5	4:10.8	6:25.7	13:04.4
145 GALL, Katelyn	FR	Lewis	-	25:05.5	3:53.5	6:43.6	4:10.9	6:23.2	13:07.1
146 SHAGINAW, Christina	FR	Purdue Northwest	-	25:05.6	3:53.6	6:43.6	4:10.9	6:13.9	13:02.7
147 FELDPAUSCH, Katelyn	FR	Michigan Tech	-	25:05.9	3:53.9	6:43.7	4:11.0	6:15.2	12:58.6
148 SINNAEVE, Lauren	FR	Ferris State	-	25:06.6	3:54.6	6:43.9	4:11.1	6:35.6	13:17.1
149 STRACH, Chloe	JR	Unattached	-	25:07.4	3:55.4	6:44.1	4:11.2	6:25.5	13:10.0
150 MINCE, Kailyn	SO	Western Michigan	-	25:09.2	3:57.2	6:44.6	4:11.5	6:28.3	13:13.6
151 STERLING, Emily	FR	Northern Michigan	-	25:09.3	3:57.3	6:44.6	4:11.6	6:37.2	13:24.0
152 LYON, Morgan	FR	Northern Michigan	-	25:09.8	3:57.8	6:44.8	4:11.6	6:36.8	13:24.5
153 ESTRELLA, Alicia	FR	Unattached	-	25:10.3	3:58.3	6:44.9	4:11.7	6:24.2	13:05.3
154 HUTCHINSON, Katelyn	JR	Ferris State	-	25:11.4	3:59.4	6:45.2	4:11.9	6:26.4	13:12.1
155 BISHOP, Leah	SR	Calvin	-	25:13.8	4:01.8	6:45.8	4:12.3	6:30.1	13:22.5
156 SIM, Katherine	FR	Wis.-Parkside	-	25:15.8	4:03.8	6:46.4	4:12.6	6:31.1	13:18.0
157 NESBITT, Sydney	FR	Unattached	-	25:17.0	4:05.0	6:46.7	4:12.8	6:21.4	13:04.5
158 HINKLE, Emma	FR	Ashland	-	25:17.4	4:05.4	6:46.8	4:12.9	6:32.7	13:18.8
159 GIRARD, Grace	FR	Lewis	-	25:19.4	4:07.4	6:47.3	4:13.2	6:25.5	13:10.0
160 CABAS, Camille	FR	Lewis	-	25:23.1	4:11.1	6:48.3	4:13.8	6:25.7	13:15.0
161 ESTKOWSKI, Madisyn	SR	Michigan Tech	-	25:24.1	4:12.1	6:48.6	4:14.0	6:15.0	13:07.9
162 MARTIN, Carissa	JR	Saginaw Valley	-	25:26.8	4:14.8	6:49.3	4:14.5	6:25.1	13:07.9
163 THOMSEN, Alexa	SO	Illinois-Springfield	-	25:27.6	4:15.6	6:49.5	4:14.6	6:43.0	13:30.8
164 SHAW, Deziree	FR	Lansing CC	-	25:28.4	4:16.4	6:49.7	4:14.7	6:24.9	13:26.9
165 VANDENBOSCH, Lauren	FR	Calvin	-	25:29.9	4:17.9	6:50.2	4:15.0	6:28.4	13:13.1
166 BALL, Sarah	SR	Calvin	-	25:32.4	4:20.4	6:50.8	4:15.4	6:33.9	13:30.4
167 GAFFNER, Jena	SR	Calvin	-	25:32.9	4:20.9	6:50.9	4:15.5	6:33.5	13:30.2
168 DELANEY, Callie	SO	Ferris State	-	25:33.9	4:21.9	6:51.2	4:15.7	6:35.7	13:17.0
169 BOGDAJEWICZ, Carly	SO	Calvin	-	25:36.0	4:24.0	6:51.8	4:16.0	6:29.0	13:13.4
170 CARVIOU, Kimberly	FR	Northern Michigan	-	25:37.6	4:25.6	6:52.2	4:16.3	6:36.9	13:24.0
171 LATHROP, Rebecca	SR	Lake Superior State	-	25:38.3	4:26.3	6:52.4	4:16.4	6:48.2	13:45.8
172 TOPOLINSKI, Amelia	FR	Ferris State	-	25:38.9	4:26.9	6:52.6	4:16.5	6:32.9	13:17.6
173 ILER, Tess	JR	Michigan State	-	25:42.9	4:30.9	6:53.6	4:17.1	6:27.5	13:23.5
174 LYON, Anne	SO	Lansing CC	-	25:44.3	4:32.3	6:54.0	4:17.4	6:32.6	13:25.9
175 KUBIAK, Sydney	FR	Ferris State	-	25:45.2	4:33.2	6:54.3	4:17.5	6:35.8	13:24.7
176 MORGAN, Tracy	JR	Ashland	-	25:46.2	4:34.2	6:54.5	4:17.7	6:40.8	13:35.0
177 PASSE, Theresa	SO	Michigan Tech	-	25:48.9	4:36.9	6:55.2	4:18.1	6:21.2	13:27.5
178 MEYER, Emma	SO	Wis.-Parkside	-	25:50.4	4:38.4	6:55.6	4:18.4	6:31.1	13:23.1
179 PRICE, Libby	JR	Illinois-Springfield	-	25:51.8	4:39.8	6:56.0	4:18.6	6:45.0	13:47.8
180 HERRERA, Sara	SO	Oakland	-	25:53.2	4:41.2	6:56.4	4:18.9	6:45.2	13:31.5
181 AMILL-RAMOS, Arianna	JR	Lewis	-	25:53.5	4:41.5	6:56.5	4:18.9	6:28.0	13:32.8
182 MESSAR, Olivia	FR	Shawnee State	-	25:54.1	4:42.1	6:56.6	4:19.0	6:26.0	13:22.8
183 OHMAN, Hannah	FR	Ashland	-	25:56.4	4:44.4	6:57.3	4:19.4	6:39.8	13:39.9
184 BITTNER, Abby	FR	Indiana East	-	25:58.0	4:46.0	6:57.7	4:19.7	6:45.6	13:52.1

2019 MSU SPARTAN INVITATIONAL

East Lansing, MI
 Forest Akers East Cross Country Course
 Friday, September 13, 2019



OFFICIAL MEET REPORT
 printed: 9/13/2019 12:26 PM

Race #1
Women's College 6000 Meters

Final Results

INDIVIDUAL RESULTS (cont'd)

Athlete	YR	Team	Score	Time	Gap	Avg. Mile	Avg. kM	1 Mile	2 Mile
185 GROST, Kelsey		MSU Running Club	-	25:59.0	4:47.0	6:57.9	4:19.8	6:43.2	13:42.9
186 WILKS, Sophia	FR	Lewis	-	26:01.8	4:49.8	6:58.7	4:20.3	6:28.9	13:19.6
187 CRUZ-SANCHEZ, Edmalie	SO	Indiana East	-	26:02.0	4:50.0	6:58.8	4:20.3	6:45.5	13:52.7
188 PACHAY, Emma	FR	Western Michigan	-	26:02.7	4:50.7	6:59.0	4:20.4	6:28.3	13:22.2
189 APPELMAN, Lucy	JR	Purdue Northwest	-	26:03.0	4:51.0	6:59.0	4:20.5	6:41.2	13:48.3
190 STREETER, Amber	SR	Concordia (Mich.)	-	26:03.5	4:51.5	6:59.2	4:20.6	6:29.1	13:30.7
191 REEP, Zoe	SO	Michigan Tech	-	26:03.8	4:51.8	6:59.2	4:20.6	6:25.1	13:32.0
192 CAVALLO, Kaitlyn	SR	Saginaw Valley	-	26:05.3	4:53.3	6:59.6	4:20.9	6:29.4	13:30.1
193 GREENE, Molly	FR	Michigan Tech	-	26:05.7	4:53.7	6:59.7	4:20.9	6:24.8	13:26.6
194 YOUNG, Amanda		MSU Running Club	-	26:06.0	4:54.0	6:59.8	4:21.0	6:22.8	13:32.9
195 TEITGE, Megan	FR	Purdue Northwest	-	26:06.6	4:54.6	7:00.0	4:21.1	6:28.5	13:32.9
196 MONTGOMERY, Bailey		MSU Running Club	-	26:07.7	4:55.7	7:00.3	4:21.3	6:28.3	13:32.5
197 ZIGAN, Haylee	SR	Ashland	-	26:14.2	5:02.2	7:02.0	4:22.4	6:41.8	13:44.8
198 CROFOOT, Kara	FR	Unattached	-	26:14.8	5:02.8	7:02.2	4:22.5	6:23.9	13:26.0
199 WOZNIAK, Katherine	SO	Northwood (Mich.)	-	26:17.8	5:05.8	7:03.0	4:23.0	6:49.5	13:52.9
200 JOHNSON, Abigail	JR	Ferris State	-	26:18.6	5:06.6	7:03.2	4:23.1	6:47.5	13:53.8
201 MONTGOMERY, Amanda		MSU Running Club	-	26:19.0	5:07.0	7:03.3	4:23.2	6:29.5	13:37.5
202 FRIEDRICH, Aubrey	SO	Northern Michigan	-	26:23.3	5:11.3	7:04.5	4:23.9	6:48.1	
203 WEENUM, Olivia	SO	Grace Christian Uni	-	26:26.1	5:14.1	7:05.2	4:24.3	6:54.6	
204 CONNER, Taylor	FR	Oakland	-	26:26.8	5:14.8	7:05.4	4:24.5	6:34.4	13:41.0
205 FLUENT, Hailee	FR	Oakland	-	26:27.0	5:15.0	7:05.5	4:24.5	6:45.3	13:40.1
206 MACLEOD, Ashleigh	SO	Lewis	-	26:27.5	5:15.5	7:05.6	4:24.6	6:29.2	13:32.4
207 HART, Savannah	SO	Indiana East	-	26:28.1	5:16.1	7:05.7	4:24.7	6:49.2	13:53.4
208 BRYLOWSKI, Kristen	FR	Unattached	-	26:29.1	5:17.1	7:06.0	4:24.8	6:35.3	13:45.1
209 PEINADO, Vanessa	SO	Lewis	-	26:29.7	5:17.7	7:06.2	4:24.9	6:52.7	
210 PATSELAS, Chrysanthe	SO	Northern Michigan	-	26:34.6	5:22.6	7:07.5	4:25.8	6:47.6	
211 BUSKA, Emily	FR	Saginaw Valley	-	26:38.5	5:26.5	7:08.6	4:26.4	6:51.0	
212 ROGERS, Caitlyn	FR	St Clair County CC	-	26:41.1	5:29.1	7:09.2	4:26.8	6:30.5	
213 AQUINAGA, Amanda	JR	Northwood (Mich.)	-	26:42.8	5:30.8	7:09.7	4:27.1	6:53.0	
214 VILLAROSA, Kristel	FR	Purdue Northwest	-	26:46.2	5:34.2	7:10.6	4:27.7	6:43.5	13:51.7
215 UPDIKE, Ollie	SO	Oakland	-	26:48.0	5:36.0	7:11.1	4:28.0	6:54.9	
216 EATON, Claire	JR	Illinois-Springfield	-	26:50.2	5:38.2	7:11.7	4:28.4	6:45.4	
217 RAMSER, Charlotte	JR	Western Michigan	-	26:50.3	5:38.3	7:11.7	4:28.4	6:35.6	
218 LUCHT, Hailey	FR	Wis.-Parkside	-	26:56.0	5:44.0	7:13.2	4:29.3	6:44.5	
219 MEYER, Virginia	FR	Purdue Northwest	-	26:57.4	5:45.4	7:13.6	4:29.6	6:44.3	
220 BISHOP, Jenna	SO	Unattached	-	26:59.9	5:47.9	7:14.3	4:30.0	6:46.9	
221 PASSINO, Alexis	JR	Lake Superior State	-	27:07.6	5:55.6	7:16.4	4:31.3	6:54.8	
222 ORDIWAY, Hannah	FR	Ferris State	-	27:09.0	5:57.0	7:16.7	4:31.5	6:50.3	
223 BROOKS, Madi	JR	Northwood (Mich.)	-	27:12.0	6:00.0	7:17.5	4:32.0	6:46.8	
224 CLEVEN, Katie	FR	Northern Michigan	-	27:12.8	6:00.8	7:17.7	4:32.1	7:10.6	
225 WAGNER, Makayla	JR	Ashland	-	27:16.2	6:04.2	7:18.6	4:32.7	7:05.4	
226 JILLO, Fatuma	SO	Lansing CC	-	27:16.5	6:04.5	7:18.7	4:32.7	6:41.0	
227 MALEISKA, Daina	FR	Purdue Northwest	-	27:20.6	6:08.6	7:19.8	4:33.4	7:08.8	
228 GAVLAS, Lexi		MSU Running Club	-	27:21.5	6:09.5	7:20.1	4:33.6	7:03.8	
229 DOPHEIDE, Megan	FR	Ferris State	-	27:22.8	6:10.8	7:20.4	4:33.8	6:53.7	
230 GERLACH, Grace		MSU Running Club	-	27:28.8	6:16.8	7:22.0	4:34.8	6:43.1	

2019 MSU SPARTAN INVITATIONALEast Lansing, MI
Forest Akers East Cross Country Course

Friday, September 13, 2019

**OFFICIAL MEET REPORT**
printed: 9/13/2019 12:26 PM**Race #1**
Women's College 6000 Meters**Final Results****INDIVIDUAL RESULTS (cont'd)**

Athlete	YR	Team	Score	Time	Gap	Avg. Mile	Avg. kM	1 Mile	2 Mile
231 VOLKMAN, Chloe	SR	Wis.-Parkside	-	27:31.8	6:19.8	7:22.8	4:35.3	6:48.4	
232 GOWEN, Izabella	FR	St Clair County CC	-	27:34.1	6:22.1	7:23.5	4:35.7	6:24.3	
233 DROSKI, Katrina	SO	Ferris State	-	27:34.6	6:22.6	7:23.6	4:35.8	6:50.5	
234 JONES, Maria	FR	St Clair County CC	-	27:36.7	6:24.7	7:24.1	4:36.1	6:40.4	
235 JENKINS, Hayley	FR	Purdue Northwest	-	27:36.7	6:24.7	7:24.1	4:36.1	7:11.8	
236 MERTEN, Emily	JR	Lake Superior State	-	27:37.2	6:25.2	7:24.3	4:36.2	6:53.8	
237 ILLG, Jess	FR	Michigan Tech	-	27:38.3	6:26.3	7:24.6	4:36.4	6:33.6	
238 SCHAEFER, Morgan	FR	Indiana East	-	27:39.0	6:27.0	7:24.8	4:36.5	6:57.2	
239 JAYCOX, Angela	FR	Lansing CC	-	27:44.1	6:32.1	7:26.1	4:37.3	6:50.3	
240 SPENCER, Mallory	JR	Shawnee State	-	27:46.2	6:34.2	7:26.7	4:37.7	7:11.8	
241 SPALDING, Sophia	FR	Lansing CC	-	27:47.8	6:35.8	7:27.1	4:38.0	6:48.5	
242 SARNA, Emily	SO	Purdue Northwest	-	27:53.0	6:41.0	7:28.5	4:38.8	6:44.2	
243 OVERBEEK, Sarena	FR	Grace Christian Uni	-	27:54.0	6:42.0	7:28.8	4:39.0	6:58.9	
244 BELL, Leah	SO	Lake Superior State	-	27:56.8	6:44.8	7:29.5	4:39.5	6:53.9	
245 PORTER, Gabby	JR	Concordia (Mich.)	-	27:57.3	6:45.3	7:29.7	4:39.5	7:12.3	
246 TRENT, Elizabeth	SO	Concordia (Mich.)	-	28:05.2	6:53.2	7:31.8	4:40.9	7:12.4	
247 GOODMAN, Skyler	FR	St Clair County CC	-	28:15.7	7:03.7	7:34.6	4:42.6	6:39.9	
248 PICKETT, Delaney	FR	Northern Michigan	-	28:22.0	7:10.0	7:36.3	4:43.7	7:13.6	
249 FLATLAND, Gwendolyn	FR	Kalamazoo	-	28:22.8	7:10.8	7:36.5	4:43.8	7:11.5	
250 MEYER, Claire	FR	Indiana East	-	28:32.2	7:20.2	7:39.0	4:45.4	6:58.0	
251 PONZI, Cassandra	SO	Ashland	-	28:34.4	7:22.4	7:39.6	4:45.7	6:58.1	
252 DUERKSEN, Carrie	SO	Northern Michigan	-	28:39.1	7:27.1	7:40.9	4:46.5	7:14.2	
253 CRAWFORD, Kayla	FR	Lansing CC	-	28:40.7	7:28.7	7:41.3	4:46.8	6:48.4	
254 KALKMAN, Amanda	SO	Northwood (Mich.)	-	28:51.0	7:39.0	7:44.1	4:48.5	7:04.5	
255 ORMSBEE, Sydnee	SO	Northern Michigan	-	28:52.3	7:40.3	7:44.4	4:48.7	7:13.9	
256 YABS, Natalie	FR	Lansing CC	-	29:02.3	7:50.3	7:47.1	4:50.4	7:10.2	
257 BAUER, Rachel		MSU Running Club	-	29:07.0	7:55.0	7:48.4	4:51.2	7:11.4	
258 SCHULTZ, Hannah	SR	Unattached	-	29:08.4	7:56.4	7:48.7	4:51.4	7:22.1	
259 WETZEL, Mara	SO	Indiana East	-	29:16.9	8:04.9	7:51.0	4:52.8	7:17.9	
260 MARR, Veronica		MSU Running Club	-	29:19.7	8:07.7	7:51.8	4:53.3		
261 DEPERNO, Natalie		MSU Running Club	-	29:20.6	8:08.6	7:52.0	4:53.4	7:18.8	
262 LEVASSEUR, Kathryn	JR	Kalamazoo	-	29:28.4	8:16.4	7:54.1	4:54.7	7:11.1	
263 HACK, Danielle	SR	Unattached	-	29:29.4	8:17.4	7:54.3	4:54.9	7:17.4	
264 LESLIE, Leonie		MSU Running Club	-	29:39.8	8:27.8	7:57.1	4:56.6	7:11.8	
265 MEINTS, Lisa		MSU Running Club	-	29:41.5	8:29.5	7:57.6	4:56.9	7:54.2	
266 JEFFRESS, Hannah	SO	Concordia (Mich.)	-	29:47.4	8:35.4	7:59.2	4:57.9	7:23.9	
267 REIMUND, Daria	FR	Ashland	-	29:49.4	8:37.4	7:59.7	4:58.2	7:14.1	
268 SCHROEDER, Lydia	SO	Concordia (Mich.)	-	29:59.3	8:47.3	8:02.4	4:59.9	7:16.0	
269 CUMMINGS, HALEIGH	SR	Unattached	-	30:04.0	8:52.0	8:03.6	5:00.7	7:22.3	
270 KLINE, Abigail	FR	Lake Superior State	-	30:04.0	8:52.0	8:03.6	5:00.7	7:12.6	
271 WILKES, Charlotte	FR	Michigan Tech	-	30:06.2	8:54.2	8:04.2	5:01.0	7:12.9	
272 LINTON, Jenna	FR	St Clair County CC	-	30:08.8	8:56.8	8:04.9	5:01.5	7:11.4	
273 MCCLELLAND, Abigail	FR	St Clair County CC	-	30:17.9	9:05.9	8:07.4	5:03.0	7:09.5	
274 WALTON, Morgan	SO	Kellogg CC	-	30:29.4	9:17.4	8:10.4	5:04.9	7:26.3	
275 ROGERS, Christine	SO	Ferris State	-	30:49.0	9:37.0	8:15.7	5:08.2	7:50.8	
276 PERRIN, Melody	SR	Lake Superior State	-	31:20.3	10:08.3	8:24.1	5:13.4	7:22.9	

2019 MSU SPARTAN INVITATIONAL

East Lansing, MI

Forest Akers East Cross Country Course

Friday, September 13, 2019

**OFFICIAL MEET REPORT**

printed: 9/13/2019 12:26 PM

Race #1
Women's College 6000 Meters
Final Results**INDIVIDUAL RESULTS (cont'd)**

Athlete	YR	Team	Score	Time	Gap	Avg. Mile	Avg. kM	1 Mile	2 Mile
277 SCHUMANN, Caitlyn	SO	Lake Superior State	-	31:36.1	10:24.1	8:28.3	5:16.0	7:38.3	
278 MCHENRY, Kaitlin		MSU Running Club	-	31:43.0	10:31.0	8:30.2	5:17.2	7:44.9	
279 NELSON, Sarah	FR	Mid Michigan CC	-	32:06.1	10:54.1	8:36.4	5:21.0	8:01.5	
280 HAUN , Ellie		MSU Running Club	-	32:13.9	11:01.9	8:38.5	5:22.3	8:15.4	
281 SALEM, Mary	FR	Oakland CC	-	32:45.7	11:33.7	8:47.0	5:27.6	7:21.1	
282 LARSEN, Elizabeth	SR	Concordia (Mich.)	-	33:08.1	11:56.1	8:53.0	5:31.3	8:12.3	
283 GEORGE, Megan	JR	Grace Christian Uni	-	33:28.2	12:16.2	8:58.4	5:34.7	8:36.0	
284 HAVELKA, Caitlyn		MSU Running Club	-	34:32.6	13:20.6	9:15.7	5:45.4	8:20.4	
285 SYLVIA, Jill	FR	St Clair County CC	-	35:46.6	14:34.6	9:35.5	5:57.8	8:18.4	
286 ROBERTSON, Emily	SO	Kellogg CC	-	36:06.6	14:54.6	9:40.8	6:01.1	8:39.8	
287 TRAVIS , Lindsey	FR	Concordia (Mich.)	-	36:18.6	15:06.6	9:44.1	6:03.1	9:02.1	
288 LIBEY, Emily	SO	Grace Christian Uni	-	37:31.9	16:19.9	10:03.7	6:15.3	9:05.2	
289 SHAYLER, Amber	SO	Oakland CC	-	38:12.6	17:00.6	10:14.6	6:22.1	9:24.3	
290 ULLOM, Lucie	SO	Mid Michigan CC	-	39:32.0	18:20.0	10:35.9	6:35.3	9:12.9	
291 SLONE, Robin	FR	Oakland CC	-	41:35.9	20:23.9	11:09.1	6:56.0	9:33.6	

2019 MSU SPARTAN INVITATIONAL

East Lansing, MI





















Forest Akers East Cross Country Course

9/13/2019

[Go Back](#)

Race #1 Women's College 6000 Meters

FINAL RESULTS TEAM SCORING SUMMARY

Final Standings	Score	Total
1  Michigan State	15	1:46:33
2  Grand Valley St.	58	1:50:25
3  Ball State	130	1:53:50
4  Bowling Green	182	1:55:47
5  Northern Michigan	210	1:56:39
6  Saginaw Valley	226	1:57:09
7  Western Michigan	230	1:56:59
8  Oakland	233	1:57:19
9  Michigan Tech	269	1:58:32
10  Illinois-Springfield	291	1:58:56
11  Calvin	315	2:00:02
12  Ferris State	321	2:00:07
13  Wis.-Parkside	345	2:00:52
14  Lewis	379	2:01:57
15 Purdue Northwest	408	2:02:52
16  Shawnee State	415	2:04:30
17 MSU Running Club	447	2:04:40
18  Ashland	523	2:07:08
19  Lansing CC	561	2:09:57
20  Northwood (Mich.)	604	2:12:47
21 Indiana East	661	2:14:40
22  Concordia (Mich.)	667	2:16:47
23 Grace Christian University	688	2:29:56
24  Lake Superior State	692	2:18:24
25 St Clair County CC	719	2:20:17